

Weinstein JCC MotionVibe™

GROUP FITNESS | SMALL GROUP TRAINING
AQUATICS | BABYSITTING

weinsteinjcc.org



Table of Contents

What is MotionVibe	1
MotionVibe Features	1
Get Started Vibing	2
The MotionVibe App	3
Creating Your Account	4
Setting Up Your Profile	4
View Schedules	5
Register for Classes	6
Unregister for Classes	6
Reminders	7
FAQS	8

What is MotionVibe?

MotionVibe is one of our partners who will provide us with scheduling tools for our programs. We are migrating from Sign-Up Genius to MotionVibe to better provide our members with the ability to view, register and cancel aquatics, fitness, and babysitting registrations.

What features does MotionVibe provide?

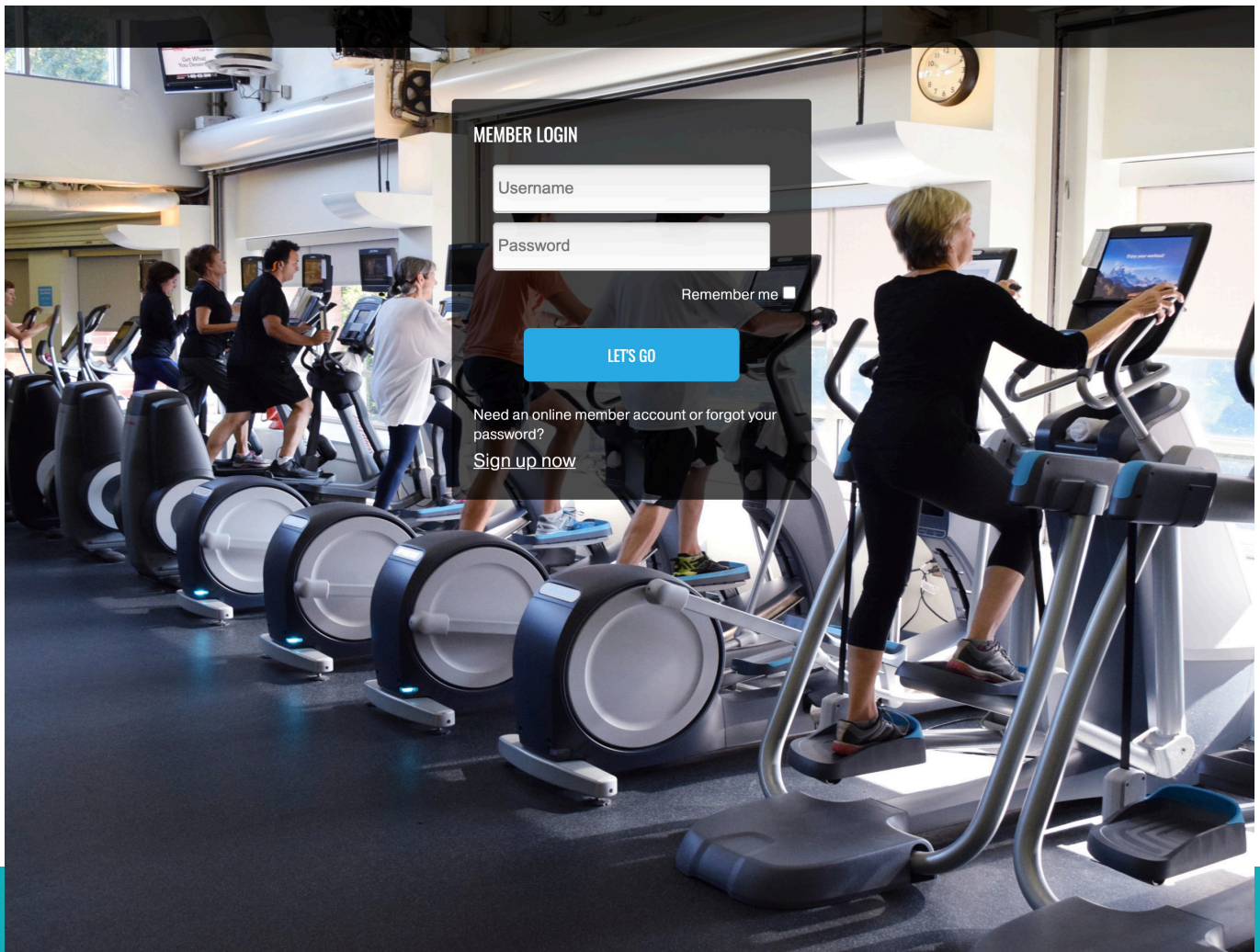
MotionVibe will give our members the ability to:

- View schedules
- Register for Group Fitness, Aquatics, Small Group Training (WELL Classes), and Babysitting.
- Create and save your workout schedule
- Receive alerts via email/text regarding schedule changes such as class cancellations or changes to scheduled instructor or format
- Stay connected with Weinstein JCC updates

Get Started Vibing

Simply visit weinsteinjcc.motionvibe.com to create your account from your desktop, tablet or smartphone.

- Save as a favorite in your bookmarks and/or save as a home tile on your smartphone for quick access.
- Create a MotionVibe account using your name and email. *Please note that this account is separate from your Weinstein JCC membership account.*



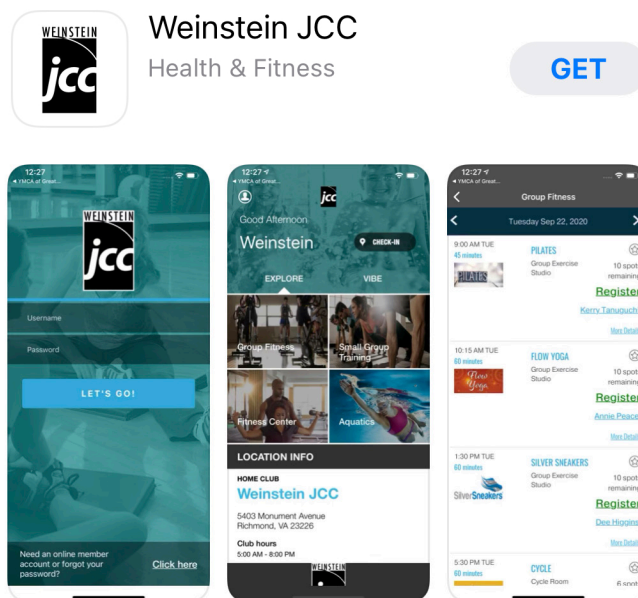
The MotionVibe App

Download the app for FREE in the Apple or Android App Store, just search Weinstein JCC.

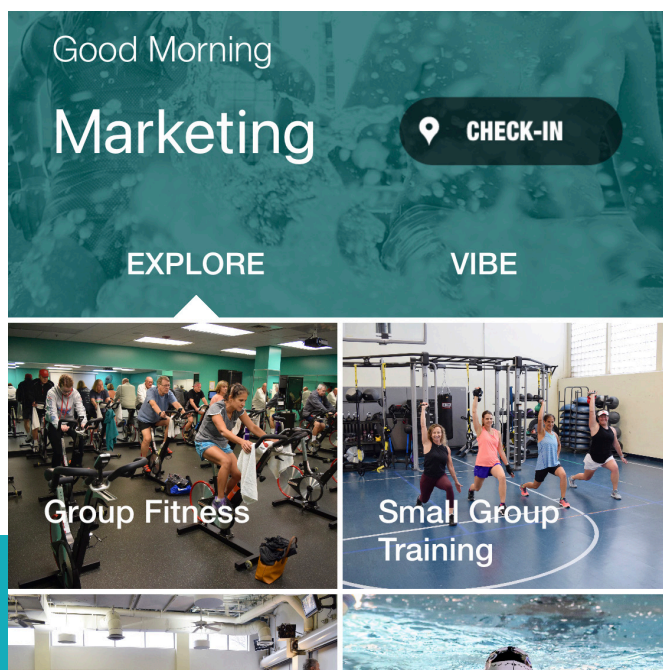
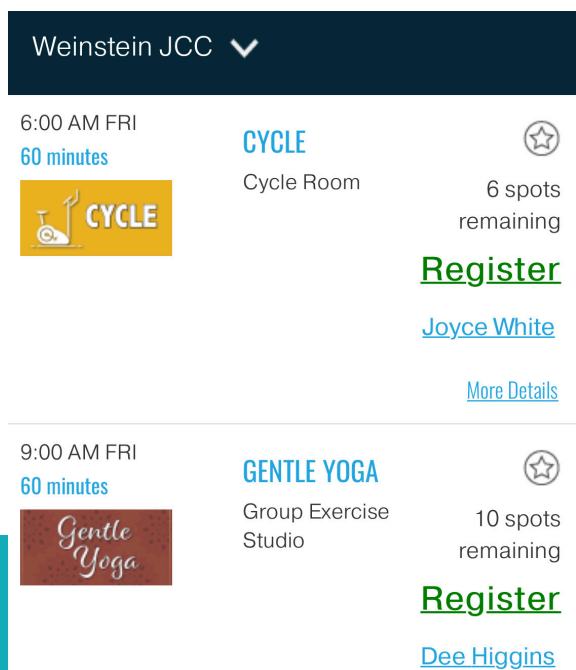
You will want to enable:

- Location services while using the app
- Notifications while using the app

You will be able to register and unregister for time slots easily on your phone.



You can also “Check In” for your classes or time slots from your phone.



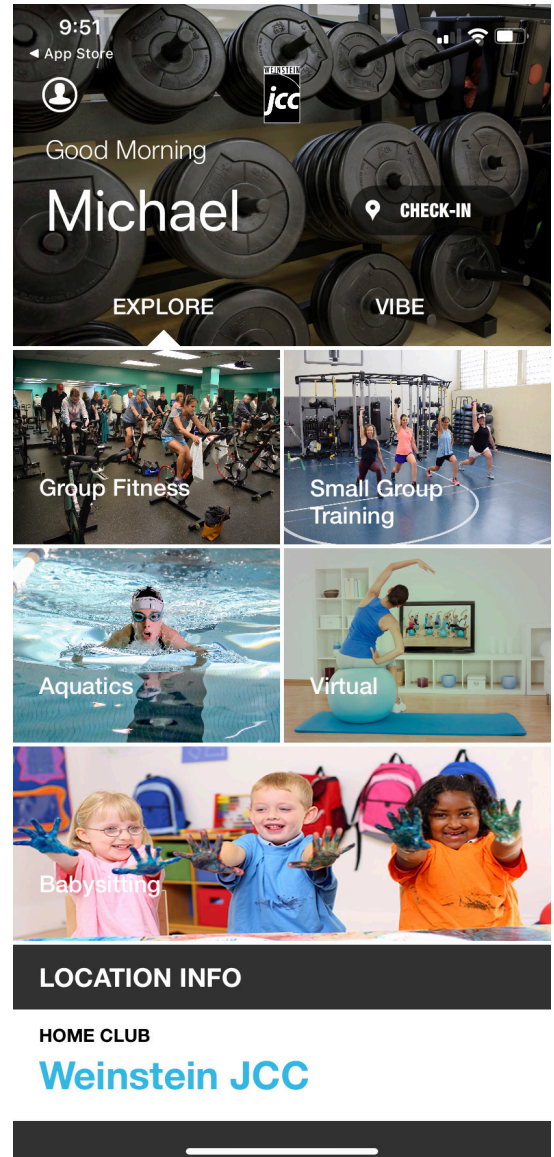
Creating Your Account & Setting Up Your Profile

Follow These Steps:

- Click : **“New Member Sign-Up”**
(If you haven't signed up online first, the app shows the username and password field. Look at the bottom to see “Create a new account or sign up now”)
- Enter your first and last name, then click **“Sign-Up Now”**
- Enter a **new username** and choose and confirm a **new password**
- Click **“Continue”**
- Confirm **Birthday**
- Confirm your **email address**
- Confirm your **Home Club**
- Click **“Continue”**

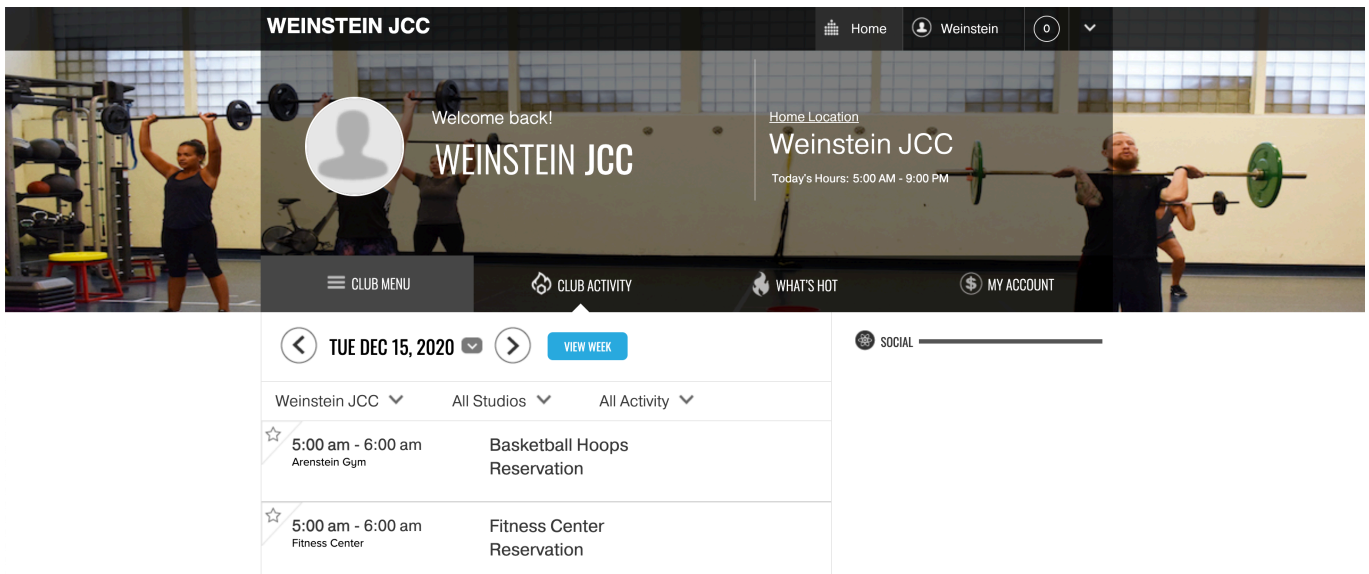
Differences Between the App and the Website:

- The app will allow you to see days of the week. The website will allow you to see days of the week or a month at a time if you use the down arrow by the date.
- For the pool schedule, the website will allow you to see the lap lanes and Recreational Pool separately
- The website will show you your entire timeline of activities, this is still being fully created on the app.

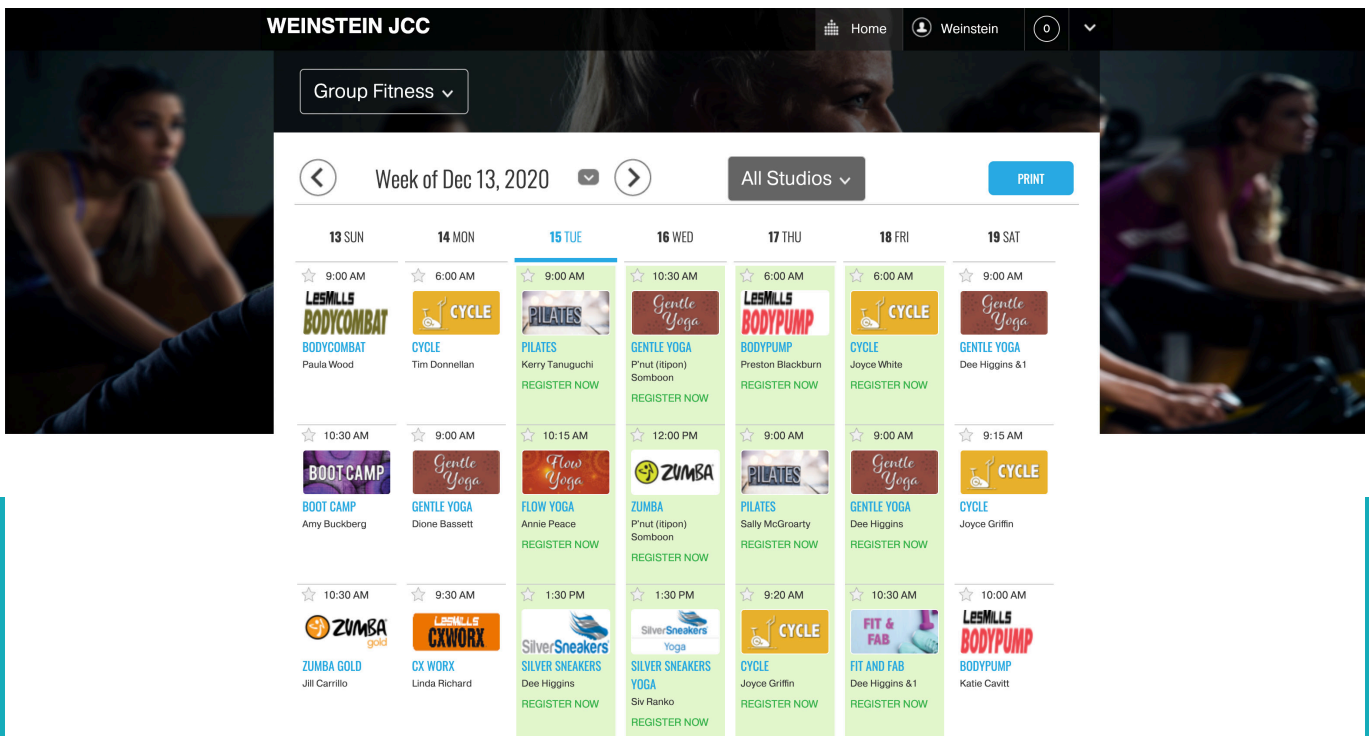


View Schedules

To view today's schedule of all activities at the Weinstein JCC, click on "Club Activity." A list of classes and time slots will appear for the day. (You can also view the activity by type under the sections: Group Fitness, Small Group Training, Aquatics, Virtual, and Babysitting.)

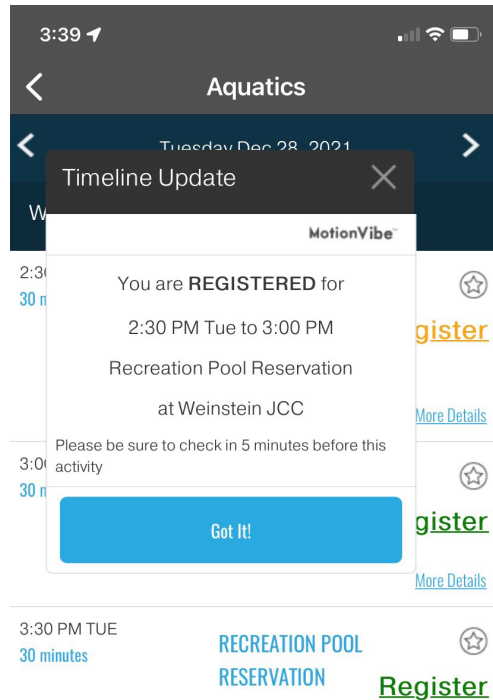


To view weekly schedules, click "VIEW WEEK" next to the date you are currently viewing.



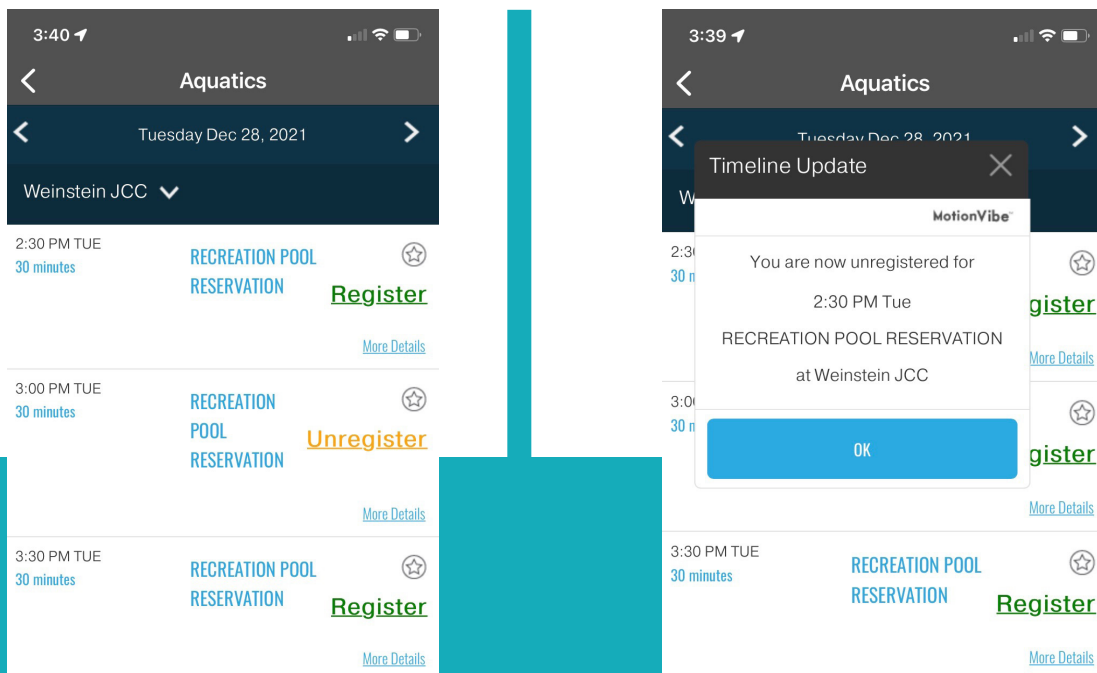
Registering for Classes or Time Slots

To register for a class, simply click “REGISTER” and a pop-up will inform you that you have been registered with instructions to arrive 10 minutes prior to class.



Unregistering for Classes or Time Slots

If after registering for a class you find that you can't make it, click “UNREGISTER” to remove yourself from the class.



REMINDERS: Email/text reminders are automatically sent two hours prior to class start time for classes that are on your timeline (i.e. registered for). If you cannot make the class, you are provided the opportunity to unregister.



Member Name,

Just a reminder, the following activity is assigned to your timeline today.

If you cannot make this class, please unregister.

instructor info



NOTE ON CHECK IN RULE:

Registered members must check in for class at this location at least 5 minutes prior to class start or their spot is opened to waitlisted members. And your registration is cancelled.

[View your timeline now](#)

FAQs

Do I have to reserve a space for every class?

All Group Fitness, Small Group Training (WELL Classes), Aquatics and Babysitting currently require a reservation.

How many spots are available for each class?

Each class and studio will have a different capacity.

How far in advance may I reserve a spot?

Registrations for each class open up 3 days in advance of the scheduled class time.

When is the cutoff time to reserve a space for a class?

You may register for an open class up to the class start time.

How do I unregister for a space in class? *(See page 6 for details)*

OPTION 1: Go to the schedule, select the class that you are registered and click, "UNREGISTER"

Option 2: Go to your Timeline by clicking on your name in the upper right hand corner to view classes that you have registered for, select the class and click, "UNREGISTER"

How will instructors know if someone has reserved a spot in class?

Instructors will have access to the roster listing for everyone who has registered for the class.

How do I "check-in" for a class or time slot so the instructor knows that I am at the Weinstein JCC and ready for class?

Members can check in 2 hours prior to scheduled activity when they are within 1 mile of the JCC. **Members must check in no later than 5 minutes before class or time slot begins.** Members must check in for ALL TIME SLOTS to keep their reservation.

Can I register for multiple classes in one day?

Yes.

** You do not need to register for virtual classes at this time*

Where can I find a class description?

To learn more about a class, simply click on “More details” to view the class description.

What happens if I can't make it to class after I reserved a space?

It is highly recommended that you “unregister” for class as soon as you know. This gives ample time for another member to sign-up for the open slot.

Can I register my children?

Yes. Family registration is simple and can be used for children 17 and younger. To register your child for Babysitting, the Rec Pool, and Lap Lanes, please log into your MotionVibe account. Add child under My Account. When you select an activity, a pop-up window with a checkbox will ask you who you want to register. The same thing happens when you want to unregister.

We encourage each Weinstein JCC member to sign-up for their own MotionVibe account to facilitate easy scheduling. However, the JCC staff will be happy to take phone calls for class/time slot registrations or check-ins with your arrival at the JCC at least 5 minutes prior to reservations.